



**Internal Quality Assurance Cell
Teachers' Feedback Report 2022-23**

This report provides the analysis of the Teachers' feedback.

1. Questionnaire Used :

	Question	Response Options		
1	Name of the teacher			
2	E-Mail ID			
3	Designation	Associate Professor	Assistant Professor	Lecturer(CHB/ADHOC/OTHERS)
4	Stream	Science	Commerce	Arts
5	Q1: Your curriculum in comparison with other institutions in the country is	Superior	On par	Needs to be updated
6	Q2:Your curriculum in comparison with other Autonomous institutes in Mumbai is	Superior	On par	Needs to be updated
7	Q3:Curriculum on the basis of industry readiness	Very helpful	Moderately helpful	Needs to be updated
8	Q4:Progression of curriculum to higher studies	Very helpful	Moderately helpful	Needs to be updated
9	Q5:Curriculum connecting with other disciplines	Very helpful	Moderately helpful	Needs to be updated
10	Q6:On the basis of your classroom experience, how do you rate students' reception of the program?	Very Easy	Moderately challenging	Very Challenging
11	Q7:Infrastructural Facilities in the institution for imparting the prescribed curriculum	Excellent	Good	Satisfactory
12	Q8:Library Facilities in the institution for the prescribed curriculum	Excellent	Good	Satisfactory
13	Q9:Teaching Learning Resources	Excellent	Good	Satisfactory
14	Q10:Co-operation of the administrative and support staff	Excellent	Good	Satisfactory
15	Q11:The college offers a conducive working atmosphere for teaching	Agree	Disagree	



16	Q12: Teachers are motivated to pursue research	Agree	Disagree	
17	Q13: Teachers have the freedom to design new courses	Agree	Disagree	

In addition to above questions an open-ended question was included to get other genuine suggestions from Teachers for improvement.

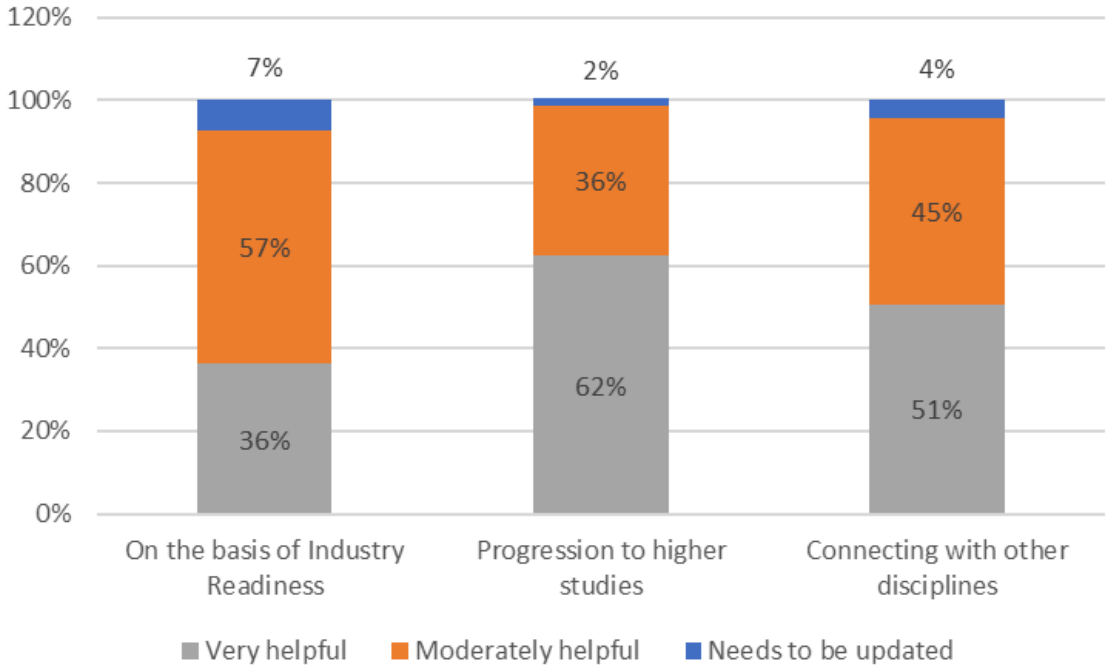
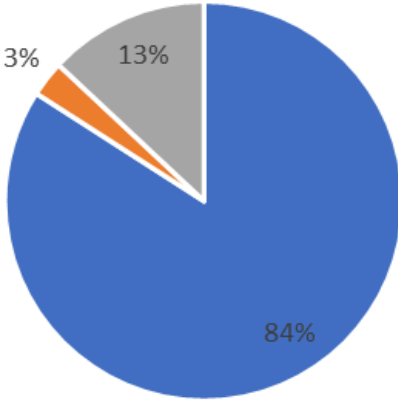
2. **Number of respondents:** 69

3. **Dates:** 19/05/2023 – 21/05/2023

4. **Methodology:** Online Google Form

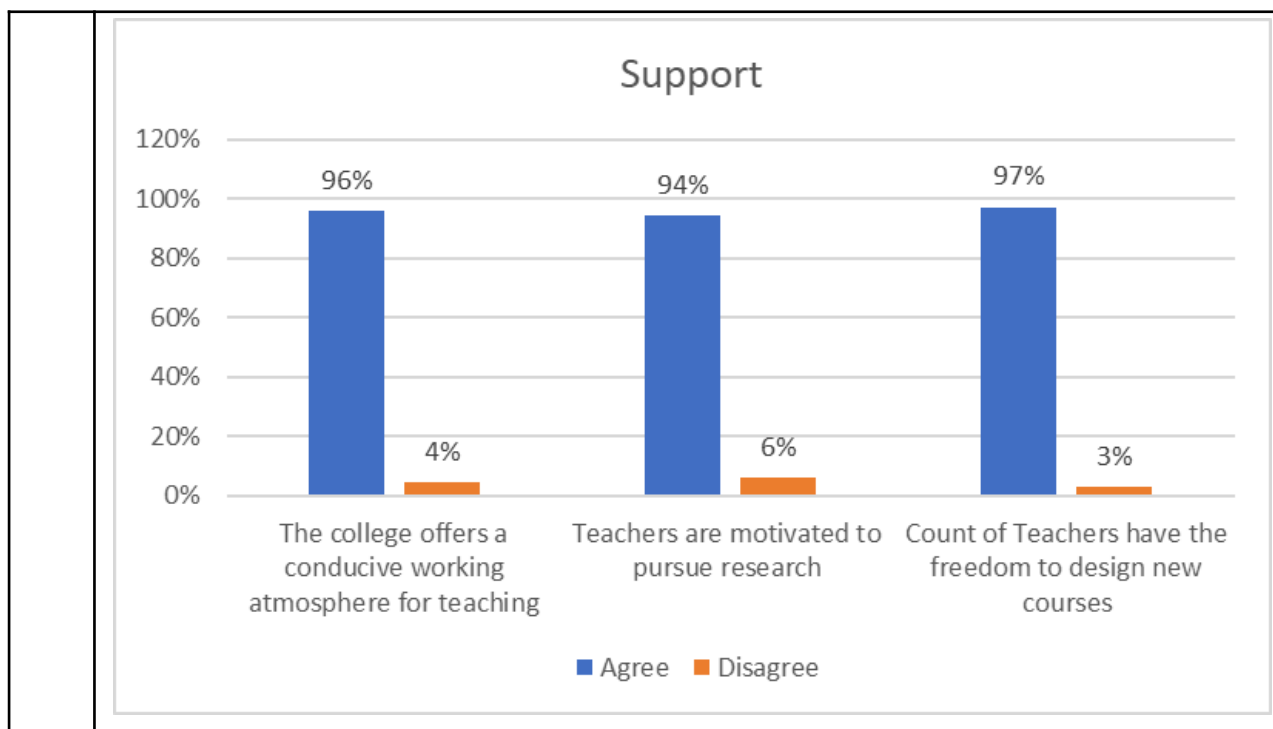
5. **Analysis:**

	Rate the curriculum of your program:												
Q1	In comparison with other institutions in the country												
Q2	In comparison with other Autonomous institutes in Mumbai												
	<p>Feedback on Curriculum Comparative</p> <table border="1"> <thead> <tr> <th>Comparison</th> <th>Needs to be updated</th> <th>On par</th> <th>Superior</th> </tr> </thead> <tbody> <tr> <td>In comparison with other institutions in the country</td> <td>15%</td> <td>75%</td> <td>10%</td> </tr> <tr> <td>In comparison with other Autonomous institutes in Mumbai</td> <td>1%</td> <td>68%</td> <td>31%</td> </tr> </tbody> </table>	Comparison	Needs to be updated	On par	Superior	In comparison with other institutions in the country	15%	75%	10%	In comparison with other Autonomous institutes in Mumbai	1%	68%	31%
Comparison	Needs to be updated	On par	Superior										
In comparison with other institutions in the country	15%	75%	10%										
In comparison with other Autonomous institutes in Mumbai	1%	68%	31%										
	Rate the curriculum of your program:												
Q3	On the basis of Industry Readiness												
Q4	Progression to higher studies												

<p>Q5</p>	<p>Connecting with other disciplines</p> <div data-bbox="292 383 1453 1182"> <h3 style="text-align: center;">Feedback on Curriculum</h3>  <table border="1"> <caption>Feedback on Curriculum Data</caption> <thead> <tr> <th>Category</th> <th>Very helpful</th> <th>Moderately helpful</th> <th>Needs to be updated</th> </tr> </thead> <tbody> <tr> <td>On the basis of Industry Readiness</td> <td>36%</td> <td>57%</td> <td>7%</td> </tr> <tr> <td>Progression to higher studies</td> <td>62%</td> <td>36%</td> <td>2%</td> </tr> <tr> <td>Connecting with other disciplines</td> <td>51%</td> <td>45%</td> <td>4%</td> </tr> </tbody> </table> </div>	Category	Very helpful	Moderately helpful	Needs to be updated	On the basis of Industry Readiness	36%	57%	7%	Progression to higher studies	62%	36%	2%	Connecting with other disciplines	51%	45%	4%
Category	Very helpful	Moderately helpful	Needs to be updated														
On the basis of Industry Readiness	36%	57%	7%														
Progression to higher studies	62%	36%	2%														
Connecting with other disciplines	51%	45%	4%														
<p>Q6</p>	<p>On the basis of your classroom experience, how do you rate students' reception of the program?</p> <div data-bbox="292 1261 1453 1957"> <h3 style="text-align: center;">Students' reception of the programme</h3>  <table border="1"> <caption>Students' reception of the programme Data</caption> <thead> <tr> <th>Reception Level</th> <th>Percentage</th> </tr> </thead> <tbody> <tr> <td>Moderately challenging</td> <td>84%</td> </tr> <tr> <td>Very Challenging</td> <td>3%</td> </tr> <tr> <td>Very Easy</td> <td>13%</td> </tr> </tbody> </table> </div>	Reception Level	Percentage	Moderately challenging	84%	Very Challenging	3%	Very Easy	13%								
Reception Level	Percentage																
Moderately challenging	84%																
Very Challenging	3%																
Very Easy	13%																
<p>Rate the Institutional facilities for imparting the prescribed curriculum wrt the following:</p>																	



Q7	Infrastructural Facilities																				
Q8	Library Facilities																				
Q9	Teaching Learning Resources																				
Q10	Co-operation of the administrative and support staff																				
	<div style="text-align: center;"> <p>Institutional Facilities for imparting the prescribed curriculum</p> <table border="1"> <caption>Data for Institutional Facilities for imparting the prescribed curriculum</caption> <thead> <tr> <th>Category</th> <th>Excellent</th> <th>Good</th> <th>Satisfactory</th> </tr> </thead> <tbody> <tr> <td>Infrastructural Facilities</td> <td>23%</td> <td>49%</td> <td>28%</td> </tr> <tr> <td>Library Facilities</td> <td>43%</td> <td>43%</td> <td>13%</td> </tr> <tr> <td>Teaching Learning Resources</td> <td>36%</td> <td>54%</td> <td>10%</td> </tr> <tr> <td>Co-operation of the administrative and support staff</td> <td>35%</td> <td>48%</td> <td>17%</td> </tr> </tbody> </table> </div>	Category	Excellent	Good	Satisfactory	Infrastructural Facilities	23%	49%	28%	Library Facilities	43%	43%	13%	Teaching Learning Resources	36%	54%	10%	Co-operation of the administrative and support staff	35%	48%	17%
Category	Excellent	Good	Satisfactory																		
Infrastructural Facilities	23%	49%	28%																		
Library Facilities	43%	43%	13%																		
Teaching Learning Resources	36%	54%	10%																		
Co-operation of the administrative and support staff	35%	48%	17%																		
Q11	The college offers a conducive working atmosphere for teaching																				
Q12	Teachers are motivated to pursue research																				
Q13	Teachers have the freedom to design new courses																				



6. Action Taken & Suggestions:

- The teachers' feedback on the curriculum has been shared with all concerned and the syllabi will accordingly be updated in the next cycle of syllabus revision.
- In the open ended question teachers have commented that infrastructural facilities with respect to dedicated classrooms and laboratories for MSc students need to be upgraded. In view of this, it was decided that one of the classrooms on the 4th floor should be converted into a lab for data science. This is expected to be completed by 2024.
- Since MSc Data Sciences is an Industry oriented course, efforts are being made to encourage industrial internship and placement opportunities.
- Some teachers commented that classrooms could use a coat of paint and electric fixtures that are stable. Also, the fans need a rehaul. Every classroom needs a designated CPU. Currently teachers are taking their personal laptops to connect the projectors.



IQAC Coordinator
24.08.2023




Principal
SIES College of Arts, Science &
Commerce (Autonomous)
Sion (West), Mumbai - 400 022.